

# THE ESSENCE OF SANY PRODUCT LIES IN ITS HIGH RELIABILITY

Unvaryingly excellent performance in key projects across  
China and the globe!



## S-valve Stationary Concrete Pump (Motor)

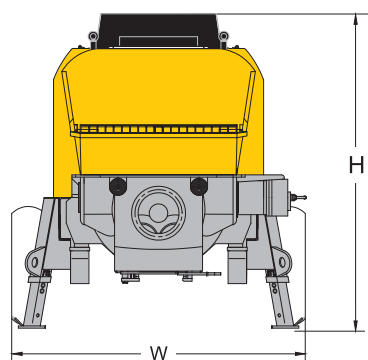
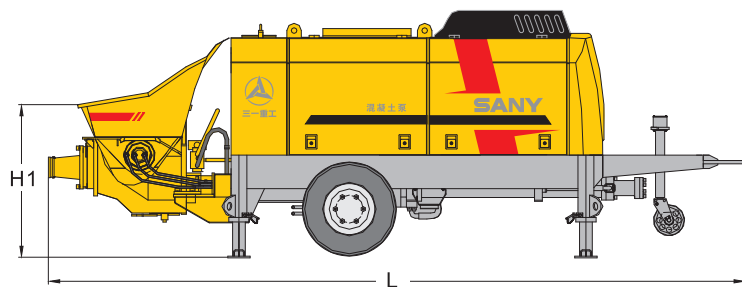


**SANY**

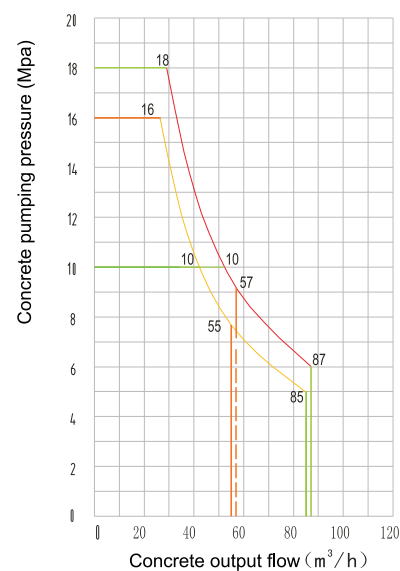
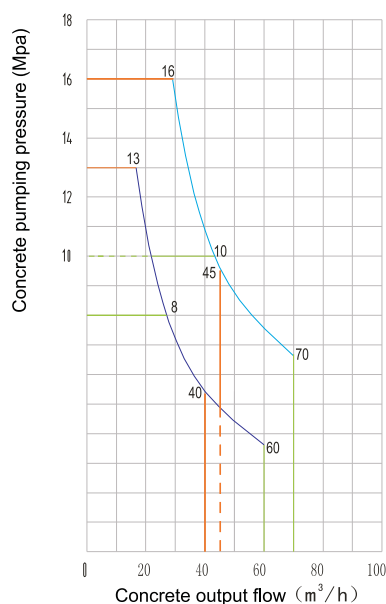
QUALITY CHANGES THE WORLD

- Full-hydraulic reversing open-type system with high cleanliness of hydraulic liquid, low oil temperature and less reversing impulsion;
- Auto-return concrete piston makes the replacement of concrete piston more convenient and much faster;
- Full automatic switch between high and low pressure, toggle switch operation, free of leakage and pollution of the hydraulic liquid as well as fast dredge of the blocking pipe;
- The electric-hydraulic proportional control technology is able to realize infinitely variable control on the pump displacement;
- PLC control, real-time text display of information of working conditions ensures safe and reliable operation;
- Wired remote facilitates the maintenance and operation;
- The main oil cylinder adopts proprietary technology of water-proof packing to effectively avoid emulsification of the hydraulic liquid;
- Advanced S-tube valve system with good leak tightness, simple structure and convenient replacement of the wearing parts;
- The proprietary hard-carbide glasses plate and the cutting ring prolongs service life;
- Main hydraulic components are of well-known international brands with high reliability

|  | HBT30C<br>-1408III<br>(Customized) | HBT40C<br>-1408III<br>(Customized) | HBT50C<br>-1413III  | HBT60C<br>-1413III  | HBT60C<br>-1416III<br>(Customized) | HBT60C<br>-1810III  | HBT60C<br>-1816III  | HBT80C<br>-1813III  | HBT80C<br>-1816III  | HBT80C<br>-1818III  | HBT80C<br>-2122III  |
|--|------------------------------------|------------------------------------|---------------------|---------------------|------------------------------------|---------------------|---------------------|---------------------|---------------------|---------------------|---------------------|
| Specification                                |                                    |                                    |                     |                     |                                    |                     |                     |                     |                     |                     |                     |
| Full length (L)                              | 5626mm                             | 5626mm                             | 6051mm              | 6051mm              | 6251mm                             | 6691mm              | 6691mm              | 6690mm              | 6891mm              | 6891mm              | 7190mm              |
| Total width (W)                              | 1804mm                             | 1804mm                             | 2068mm              | 2068mm              | 2068mm                             | 2068mm              | 2068mm              | 2068mm              | 2075mm              | 2075mm              | 2075mm              |
| Total height (H)                             | 1885mm                             | 1885mm                             | 2215mm              | 2215mm              | 2215mm                             | 2215mm              | 2215mm              | 2215mm              | 2295mm              | 2295mm              | 2295mm              |
| Loading height (H1)                          | 1260mm                             | 1260mm                             | 1320mm              | 1320mm              | 1320mm                             | 1320mm              | 1320mm              | 1320mm              | 1420mm              | 1420mm              | 1420mm              |
| Total weight                                 | 3500kg                             | 3500kg                             | 5500kg              | 5500kg              | 5800kg                             | 6200kg              | 6600kg              | 6600kg              | 6800kg              | 6900kg              | 7300kg              |
| Technical parameter                          |                                    |                                    |                     |                     |                                    |                     |                     |                     |                     |                     |                     |
| Concrete low pressure                        |                                    |                                    | 8MPa                | 8MPa                | 10MPa                              | 7MPa                | 10MPa               | 7MPa                | 10MPa               | 10MPa               | 14MPa               |
| Theoretical high pressure conveying pressure | 8MPa                               | 8MPa                               | 13MPa               | 13MPa               | 16MPa                              | 10MPa               | 16MPa               | 13MPa               | 16MPa               | 18MPa               | 22MPa               |
| Concrete low pressure                        |                                    |                                    | 65m <sup>3</sup> /h | 65m <sup>3</sup> /h | 70m <sup>3</sup> /h                | 75m <sup>3</sup> /h | 70m <sup>3</sup> /h | 85m <sup>3</sup> /h | 85m <sup>3</sup> /h | 87m <sup>3</sup> /h | 85m <sup>3</sup> /h |
| Theoretical high pressure conveying capacity | 35m <sup>3</sup> /h                | 45m <sup>3</sup> /h                | 40m <sup>3</sup> /h | 40m <sup>3</sup> /h | 45m <sup>3</sup> /h                | 50m <sup>3</sup> /h | 45m <sup>3</sup> /h | 55m <sup>3</sup> /h | 55m <sup>3</sup> /h | 57m <sup>3</sup> /h | 50m <sup>3</sup> /h |
| Delivery cylinder diameter                   | 180mm                              | 180mm                              | 200mm               | 200mm               | 200mm                              | 200mm               | 200mm               | 200mm               | 200mm               | 200mm               | 200mm               |
| Stroke                                       | 1400mm                             | 1400mm                             | 1400mm              | 1400mm              | 1400mm                             | 1800mm              | 1800mm              | 1800mm              | 1800mm              | 1800mm              | 2100mm              |
| Bucket capacity                              | 0.6m <sup>3</sup>                  | 0.6m <sup>3</sup>                  | 0.7m <sup>3</sup>   | 0.7m <sup>3</sup>   | 0.7m <sup>3</sup>                  | 0.7m <sup>3</sup>   | 0.7m <sup>3</sup>   | 0.7m <sup>3</sup>   | 0.7m <sup>3</sup>   | 0.7m <sup>3</sup>   | 0.7m <sup>3</sup>   |
| Rated power of diesel engine                 | 45kW                               | 55kW                               | 75kW                | 75kW                | 110kW                              | 90kW                | 110kW               | 110kW               | 132kW               | 160kW               | 110+110kW           |
| Main pump displacement                       | 95ml/r                             | 130ml/r                            | 190ml/r             | 190ml/r             | 260ml/r                            | 190ml/r             | 260ml/r             | 260ml/r             | 320ml/r             | 380ml/r             | 190+190ml/r         |



- High-pressure pumping
- Low-pressure pumping
- HBT50C-1413III pumping curve
- HBT60C-1816III pumping curve
- HBT80C-1816III pumping curve
- HBT80C-1818III pumping curve



Sany Industry Town, Economic and Technological  
Development Zone, Changsha, Hunan, China , 410100  
Website: <http://www.sany.com.cn>  
Service Hotline: 0086-731-4031000  
E-mail: [sanyservice@sany.com.cn](mailto:sanyservice@sany.com.cn)

Materials and specifications are subject to change without further notice in accordance with our continuous technical innovations.  
Photos and illustrations may include additional equipment.

Printed in CHINA